

CM 200

Gru idraulica a montaggio rapido
Hydraulic crane with quick assembling
Grue hydraulique à montage rapide
Hydraulischer Schnellmontagekran
Grúa hidráulica de montaje rápido



EN 14439 C25

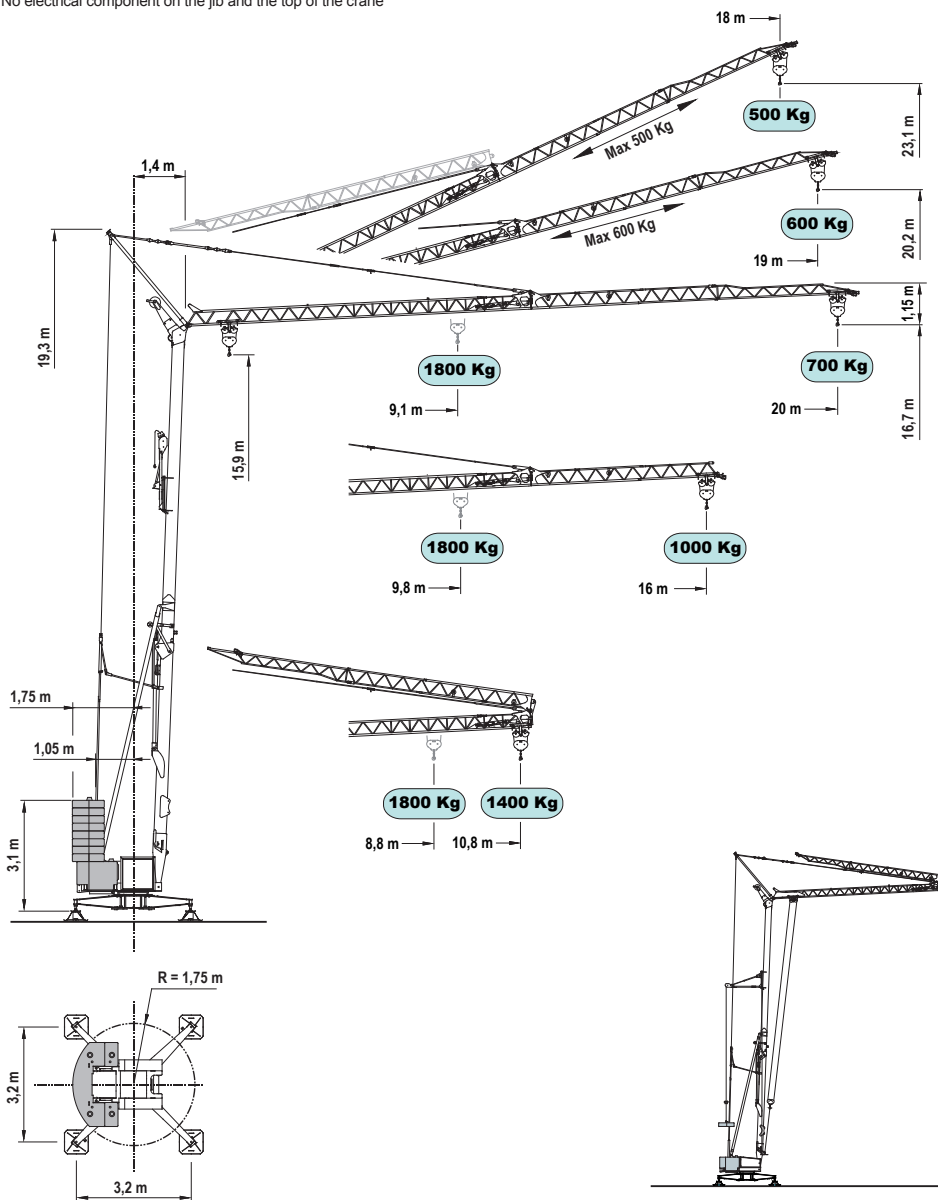
DIN 15018-H1/B3

PROGETTO e COSTRUZIONE / DESIGN and CONSTRUCTION:
LUIGI CATTANEO S.p.A

CM 200




















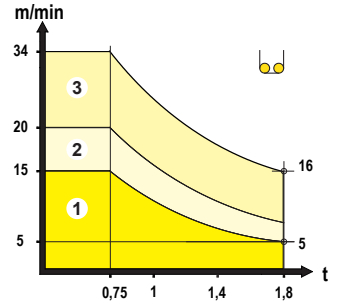
Nessun componente elettrico sul braccio e sulle parti alte della gru
No electrical component on the jib and the top of the crane



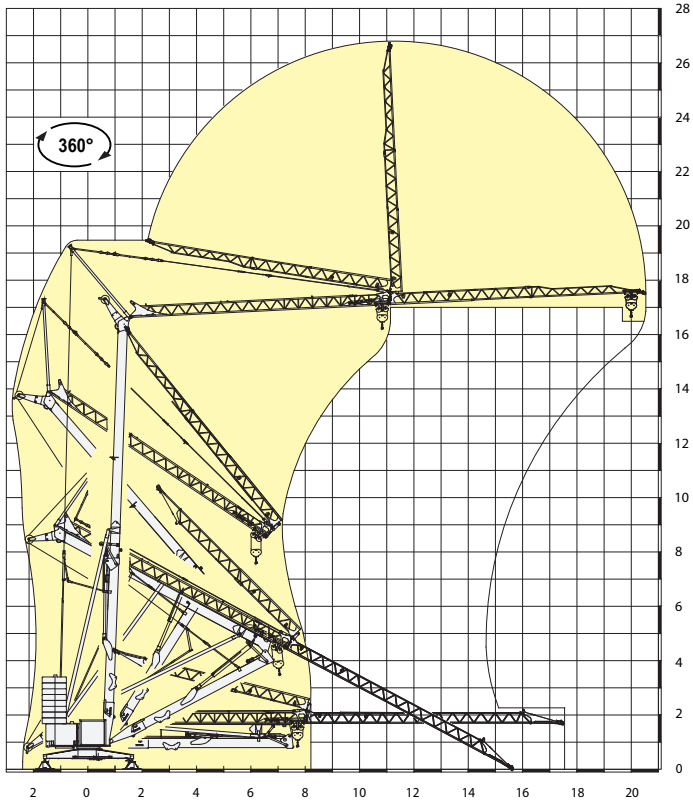
Curve di carico	kg	1800	1600	1400	1200	1000	800	700
Load diagrams	m	9.1	10.0	11.2	12.7	14.7	17.9	20.0
Courbes de charge	m	9.8	10.8	12.1	13.7	16.0		
Lastkurven	m							
Curvas de cargas	m	8.8	9.7	10.8				

Prestazioni - Performances - Prestations - Leistungen - Prestaciones

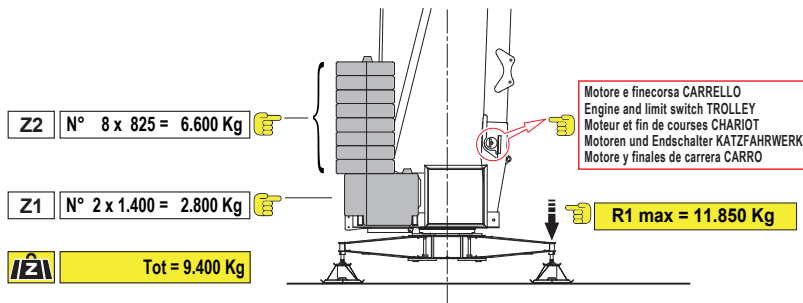
 kVA		 230V - 50Hz (3) kVA 1 4,5 kVA 2			 230V - 50Hz 6 kVA 3  400V - 50Hz 10 kVA		
 inverter 	kW/g/min 						
							
							
							
 inverter	1,5/1400	m/min 20 - 35			m/min 20 - 40		
 inverter	1,5/1400	g/min			0,25 - 0,9		



Montaggio - Erection - Montage - Montage - Montage



Contrappeso in lastre di cemento armato - Ferro-concrete ballast slabs Contreponds en plaques de béton armé - Gegengewicht aus Betonplatten - Lastre en hormigón armado



Trasporto - Transport - Transport - Transport - Transporte

